
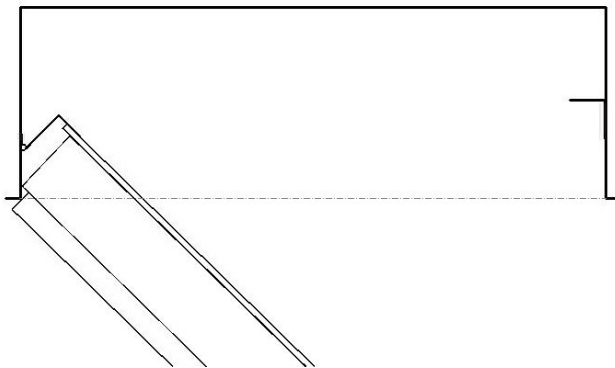



Mounting INVOC ES21 Enclosures into Teubels Meter Boxes



If the enclosure is mounted to the panel without alteration, the MCB level arms etc are in contact with the front cover.



The other problem is that as the panel swings forward the assembly hits the side of the box limiting the opening angle.



The solution is to increase the depth by straightening out the right angle in the hinge arm, and trimming the length to 8 mm behind the old fold line, then adding a new hinge to the cut end. As well as this, the attachment point opposite the hinge needs to be folded to allow the panel to go back. ↓



As can be seen here the double hinge now allows the panel to open and give easy access to the rear of the panel.

Note. Piano hinge works well for the new hinge and is easy to install.